

Lotus High Voltage version



- Up to 130 lm/watt
- Unique appearance, innovative heat sink design
- Low operating temperature, makes it extremely versatile under different easy/hard operating conditions
- Innovative reflector-mounting-mechanism for instant beam angle adjustment
- Superbly reliable high voltage constant current driver
- Light weight
- Easy Installation
- 5 Years Guarantee

Applications

- Factory
- Warehouse
- Workshop
- Shop
- Industrial Lighting



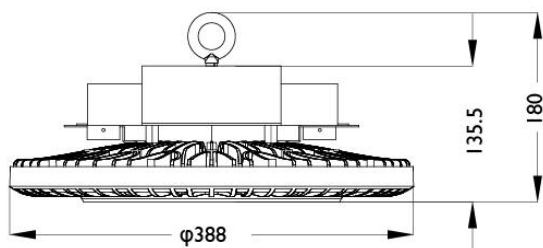
Sheenly LED Highbay Light with High Voltage

LED Bay Light - Lotus adopts qualified super bright LED as light source, which is stable, long life and no UV & IR emission. The special designed aluminum housing is stylish and fashionable with excellent heat management. Sheenly LED Highbay Light with High Voltage Integrated with Inventronics high voltage constant current driver, which is safety, energy saving and long life. The whole structure well ensures IP65 waterproof and 5 years guarantee.

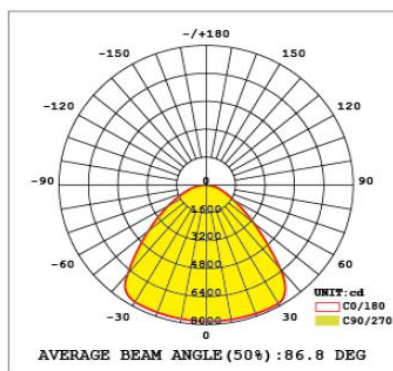
Specifications

Dimension	D388*180 mm
Power & Lumen Output	
100W	13000 lm @ 5700K Ra 70
160W	20800 lm @ 5700K Ra 70
200W	26000 lm @ 5700K Ra 70
230W	29900 lm @ 5700K Ra 70
Color Temperature	
Warm White	3000 ± 200K
Natural White	4000 ± 250K
Daylight White	5000 ± 300K
Pure White	5700 ± 350K
Color Rendering Index	>70
Rated Life (L80)	60,000 Hours
Housing	Aluminum
Beam Spread	
Transparent Tempered Glass	120°
Micro Prismatic PC	90°
Operating Temperature	-40°C to +45°C (Amb.)
Input Voltage	249-528V/AC
Power Factor	>0.95
Net Weight	6.10 - 7.35 Kg
Glow Wire	960 °C
IP	IP65
IK	IK10
Installation	Suspension Wall Mounting

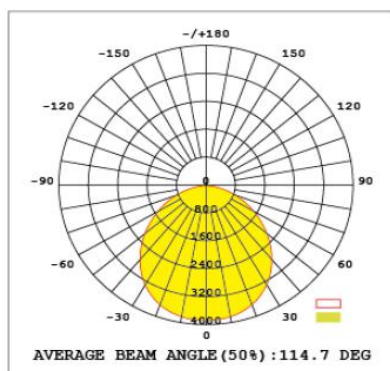
Dimension(mm)



Luminous Intensity Distribution Diagram



90° Micro Prismatic Diffusor
160W



120° Normal
160W

Ordering Information

Sheenly	Class	Watt	CCT	Model	Finishing	Options
SL=Sheenly Lighting	BAY=Bay Light	100W 160W 200W 230W	WW=3000 ±200K NW=4000 ±250K DW=5000 ±300K PW=5700 ±350K	HV=High Voltage	BK=Black WH=White SL=Sliver	90D=90 Degree Beam 120D=120 Degree Beam

*Standard finishing comes in Black, for other finishing color please specify when place the order.

Part Number	Power	CCT	Lumen Output		Beam	Dimension
			CRI 70	CRI 80		
SL-BAY-100W-XW-HV	100W	3000K/4000K/5000K/5700K	13000	11500	90°/120°	D388*180 mm
SL-BAY-160W-XW-HV	160W	3000K/4000K/5000K/5700K	20800	18400	90°/120°	D388*180 mm
SL-BAY-200W-XW-HV	200W	3000K/4000K/5000K/5700K	26000	23000	90°/120°	D388*180 mm
SL-BAY-230W-XW-HV	230W	3000K/4000K/5000K/5700K	29900	26450	90°/120°	D388*180 mm

*XW: WW 3000k /NW 4000K /DW 5000K /PW5700K

Accessory



Optional Accessories:

- SL-ACC-HB-WALL-M** - Wall Mounting Fixture
- SL-ACC-HB-CHAIN** - Suspension Chain for Lotus
- SL-ACC-HB-RDCR-34M10** - 3/4" NPT to M10 reducer adapter
- SL-ACC-HB-REF-60D** - 60° Beam Reflector
- SL-ACC-HB-REF-60D-TP** - 60° Beam Micro Prismatic Reflector
- SL-ACC-HB-PRI-90D** - 90° Prismatic Reflector

Packing Information

Part Number	Pcs./Inner box	Master Carton Size[mm]	Pcs./Master Carton	Pcs./20' Container	Pcs./40' Container
SL-BAY-100W-XW-HV	1	L425*W425*H375	2	480	960
SL-BAY-160W-XW-HV	1	L425*W425*H375	2	480	960
SL-BAY-200W-XW-HV	1	L425*W425*H375	2	480	960
SL-BAY-230W-XW-HV	1	L425*W425*H375	2	480	960

Shanghai Sheenly Lighting Co., Ltd.

No. 2755 SanLu Road, Minhang District Shanghai 201112, China

Tel: (+86)-21-6411 3138 Fax: (+86)-21-6411 3862

*All specifications subject to change without notice.

©2009-2017 Sheenly Lighting all rights reserved.