

## Jade



### Features

- Ultra modern, stylish and Innovative design
- variety of color cover is optional, Color of cover can be changed individually
- Energy efficient, 110lm/W
- No UV or IR emissions
- Durable with life span over 50,000 hours
- Environmentally friendly – fully recyclable, no mercury or other hazardous materials
- Very simple and convenient installation

### Applications

A perfect luminaire for open space area in various applications such as:

- Restaurants
- Offices
- Residential
- Theatres
- Shopping malls



REV 1.2

02/08/2017

## Sheenly Transparent Series Lighting

Sheenly's new designed Transparent Light Jade is a revolutionary product, which developed for ceiling lighting. This product has a built-in driver, and stylish appearance with innovative design. Different color of cover makes it easy to adapt to different interior design themes.

A hybrid of edge lit technology gives an excellent blend of space lighting, making it the first of its kind in the lighting industry. Jade is a perfect luminaire for open space area in various applications.

### Specifications

#### Dimension

12W	D11.4" x 1.65" [D290*42 mm]
18W	D14.6" x 1.81" [D370*46 mm]
24W	D16.5" x 1.81" [D420*46 mm]

#### Power & Lumen Output

12W	1320 lm @ 4000K
18W	1980 lm @ 4000K
24W	2640 lm @ 4000K

#### Color Temperature

Warm White	3000K ±200K
Natural White	4000K ±250K
Day White	5000K ±300K

#### Color Rendering Index

>80

#### Rated Life (L70)

50,000 Hours

#### Housing

Aluminum

#### Optics

Transparent

#### Beam Spread

Up/Down

#### Operating Temperature

-20°C to +45°C (Amb.)

#### Input Voltage

100-277V/AC

#### Power Factor

>0.95

#### Working Voltage & Current

12W	27±2 V/DC & 350mA
18W	39±2 V/DC & 350mA
24W	27±2 V/DC & 700mA

#### Net Weight

1.05 – 1.25 Kg

#### Glow Wire

650 °C (850°C Optional)

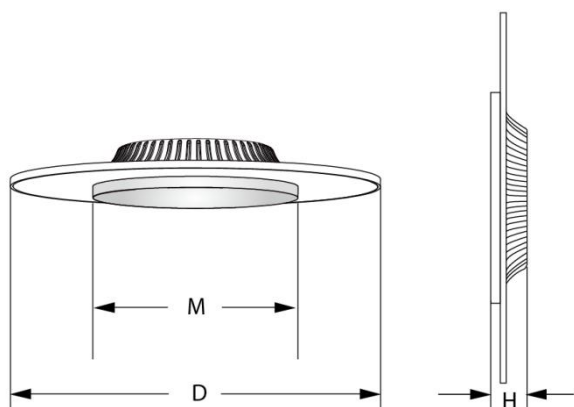
#### Protection

IP20/ IK05

#### Installation

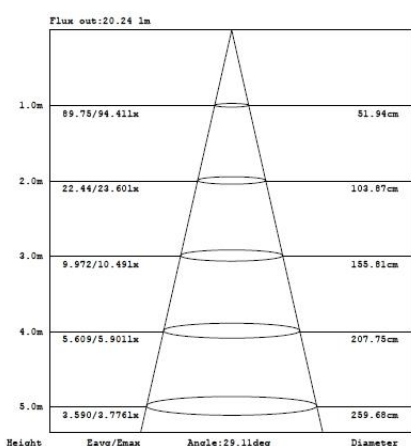
Surface Mounted/STEM Mounted/ Suspension

## Dimension

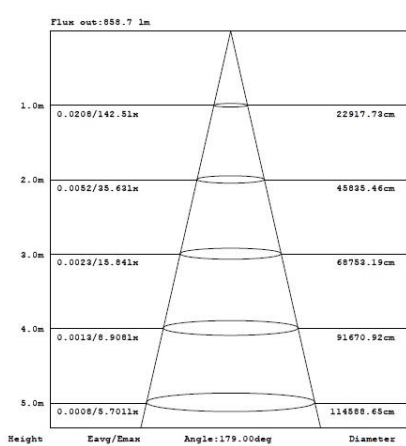


	Dimension D inch [mm]	Dimension H inch [mm]	Dimension M inch [mm]
<b>12W</b>	11.4" [290]	1.65" [42]	6.42" [163]
<b>18W</b>	14.6" [370]	1.81" [46]	8.35" [212]
<b>24W</b>	16.5" [420]	1.81" [46]	8.35" [212]

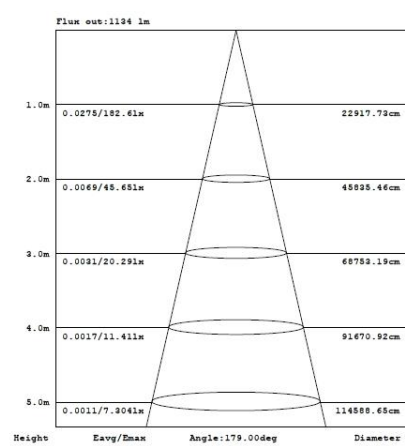
## Illumination Diagram



**12W 120°**



**18W 120°**



**24W 120°**



## Ordering Information

Sheenly	Class	Watt	CCT	Model	Finishing	Options
SL=Sheenly Lighting	PAN=Panel	<b>12W</b> <b>18W</b> <b>24W</b>	<b>WW=3000 ±200K</b> <b>NW=4000 ±250K</b> <b>DW=5000 ±300K</b>	<b>UJD</b>	<b>WH=White</b>	<b>D=Dimmable</b> <b>OC=Occupancy Sensor</b>

\*Standard finishing comes in White, for other finishing color please specify when place the order.

Part Number	Power	CCT	Lumen Output	Beam	Dimension Inch [mm]
SL-PAN-12W-WW-UJD	12W	3000 ±200K	1320	UP/DOWN Transparent	D11.4" x 1.65" [D290*42 mm]
SL-PAN-12W-NW-UJD		4000 ±250K	1320		
SL-PAN-12W-DW-UJD		5000 ±300K	1320		
SL-PAN-18W-WW-UJD	18W	3000 ±200K	1980	UP/DOWN Transparent	D14.6" x 1.81" [D370*46 mm]
SL-PAN-18W-NW-UJD		4000 ±250K	1980		
SL-PAN-18W-DW-UJD		5000 ±300K	1980		
SL-PAN-24W-WW-UJD	24W	3000 ±200K	2640	UP/DOWN Transparent	D16.5" x 1.81" [D420*46 mm]
SL-PAN-24W-NW-UJD		4000 ±250K	2640		
SL-PAN-24W-DW-UJD		5000 ±300K	2640		

## Application



### Shanghai Sheenly Lighting Co., Ltd.

No.1688 Li'an'hang Road, Minhang District Shanghai 201112, China

Tel: (+86)-21-6411 3138 Fax: (+86)-21-6411 3862

\*All specifications subject to change without notice.

©2009-2018 Sheenly Lighting all rights reserved.

## Transparent series Jade Installation Manual

☑ Jade

☑ Jade Square

